

Automation Delivers Facility-Centric Long-Term Care Pharmacy Services

The InSite[®] System delivers data-driven solutions for effective management of Long-Term Care facility operations including medication management, business intelligence, organizational training and pharmacy collaboration. InSite's usefulness extends from the C-Suite to the nursing floor, enabling analytic decision-making at the executive level, while also extending down into the day-to-day of facility operations.



Traditional Service Models Create Operational Challenges

The adverse outcomes caused by traditional-but-outdated pharmacy service models can be varied, widespread and go unnoticed for years while they affect your staff, residents, facility reputation and bottom line:

Medication Inconsistencies

By experience level, person, shift, wing and cart.

Excessive Hours

Handling large numbers of pre-packed prescriptions to find the right-dose-for-right-now.

Spent counting, checking, reconciling narcotics and other pre-packed prescriptions which are controlled or pose extra risks.


Staff Frustration

Chronic frustration, surrounding medication, absenteeism and poor performance.


Inconsistencies that occur in a traditionally run LTC pharmacy which result in delays and errors.

Skilled Nursing Facilities have licensed practical nurses (LPNs) on duty 24 hours a day.

For at least 8 hours per day, 7 days per week, there must be a registered nurse (RN) on duty.



FOR EVERY 120 RESIDENT BEDS:



THERE ARE:



RN	8
Nursing Assistants	48
LPNs	16

InSite Automation Improves Traditional Service Models

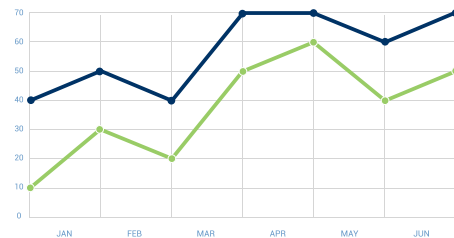
Medication Management

InSite® MM enables in-facility, on-demand, single-use packaging and delivery of medications and is designed to enhance patient safety, improve staff utilization, and increase financial results.



Advanced Analytics

InSite® AA allows executives and facility management access to information to drive informed decision-making through trackable and reportable metrics.



Learning Management

InSite® LM is designed to increase staff competencies and ensure that InSite System technological improvements are seamlessly integrated into facility operations.

